

MATTEI ROTARY VANE AIR COMPRESSOR DATA SHEET - FIXED-SPEED

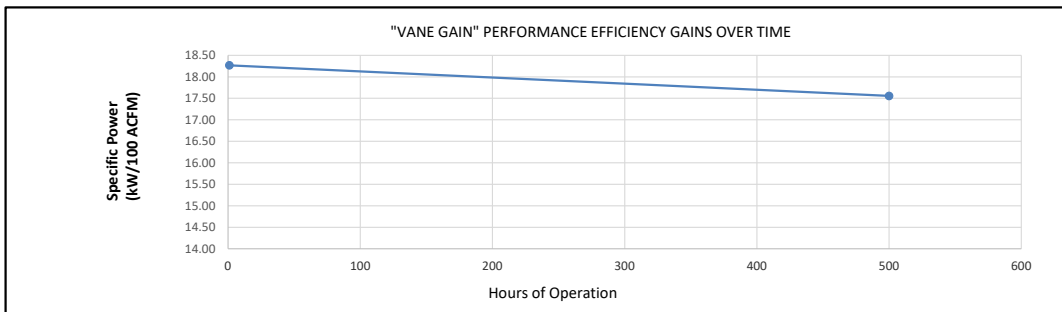
| | | | |
|-----------------------|--|---------------------------------------|---|
| Model Number: | RVX 75 LX_IE 4 | Date: | 5-May-2022 |
| Cooling Media: | Air-cooled <input checked="" type="checkbox"/> | Water-cooled <input type="checkbox"/> | Oil Injection <input checked="" type="checkbox"/> |
| Inlet Control Scheme: | Load/No Load <input checked="" type="checkbox"/> | Modulation <input type="checkbox"/> | Inverter <input checked="" type="checkbox"/> |
| Starting System: | Full Voltage <input type="checkbox"/> | Star-Delta <input type="checkbox"/> | Soft-Start <input type="checkbox"/> |

PERFORMANCE SPECIFICATIONS: SPEED, POWER, PRESSURE

| | | |
|---|-------------|-------------------|
| Compression Module Rotational Speed | 1600 | rpm |
| Nominal Drive Motor Rotational Speed | 1800 | rpm |
| Drive Motor Nominal Rating | 100 | hp |
| Drive Motor Nominal Efficiency | 96.0 | percent |
| Maximum Full Flow Operating Pressure ^c | 102 | psig ^c |
| Full Load Operating Pressure ^b | 123 | psig ^b |
| Fan Motor Nominal Rating (if applicable) | 5.0 | hp |
| Fan Motor Nominal Efficiency | n/a | percent |

"VANE GAIN" PERFORMANCE EFFICIENCY GAINS OVER TIME^g

| | | | | |
|---|--------------|--------------|--|------------------------------|
| Efficiency Improvement timeline | 0 | 500 | | hours |
| Rated Capacity at Full Load Operating Pressure ^a | 428.4 | 432.6 | | acfm ^a |
| Total Package Input Power at Rated Capacity and Full Load Operating Pressure ^d | 78.25 | 75.95 | | kW ^d |
| Specific Package Input Power at Rated Capacity and Full Load Operating Pressure | 18.3 | 17.6 | | kW/100 cfm |
| Isentropic Efficiency at Rated Capacity and Full Load Operating Pressure ^f | 73.90 | 76.90 | | Percent of ideal compression |
| Total Package Input Power at Zero Flow | 11.60 | 11.30 | | Kw |



NOTES:

- Measured at the discharge terminal point of the compressor package in accordance with ISO 1217, Annex C; ACFM is actual cubic feet per minute at inlet conditions.
- The operating pressure at which the Rated Capacity and Total Package Input Power Energy Consumption at Rated Capacity and Full Load Operating Pressure were measured.
- Maximum pressure attainable at full flow, usually the unload pressure setting for load/no load control or the maximum pressure attainable before capacity control begins. May require additional power.
- Total package input power at other than reported operating points will vary with inlet control scheme.
- Isentropic Efficiency: real performance at flow and pressure per ISO 1217 compared to an ideal compression process.
- VANE GAIN: Proven efficiency and output performance gains as the blades season through normal operation.

MATTEI ROTARY VANE AIR COMPRESSOR DATA SHEET - FIXED-SPEED

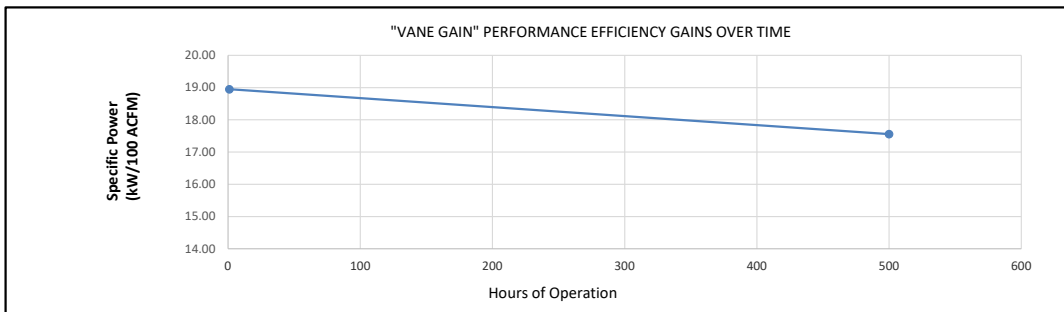
| | | | |
|-----------------------|--|---------------------------------------|---|
| Model Number: | RVX 75 LX_IE 4 | Date: | 5-May-2022 |
| Cooling Media: | Air-cooled <input checked="" type="checkbox"/> | Water-cooled <input type="checkbox"/> | Oil Injection <input checked="" type="checkbox"/> |
| Inlet Control Scheme: | Load/No Load <input checked="" type="checkbox"/> | Modulation <input type="checkbox"/> | Inverter <input checked="" type="checkbox"/> |
| Starting System: | Full Voltage <input type="checkbox"/> | Star-Delta <input type="checkbox"/> | Soft-Start <input type="checkbox"/> |

PERFORMANCE SPECIFICATIONS: SPEED, POWER, PRESSURE

| | | |
|---|-------------|-------------------|
| Compression Module Rotational Speed | 1600 | rpm |
| Nominal Drive Motor Rotational Speed | 1800 | rpm |
| Drive Motor Nominal Rating | 100 | hp |
| Drive Motor Nominal Efficiency | 96.0 | percent |
| Maximum Full Flow Operating Pressure ^c | 108 | psig ^c |
| Full Load Operating Pressure ^b | 123 | psig ^b |
| Fan Motor Nominal Rating (if applicable) | 5.0 | hp |
| Fan Motor Nominal Efficiency | n/a | percent |

"VANE GAIN" PERFORMANCE EFFICIENCY GAINS OVER TIME^g

| | | | | |
|---|--------------|--------------|--|------------------------------|
| Efficiency Improvement timeline | 0 | 500 | | hours |
| Rated Capacity at Full Load Operating Pressure ^a | 426.6 | 432.6 | | acfm ^a |
| Total Package Input Power at Rated Capacity and Full Load Operating Pressure ^d | 80.84 | 75.95 | | kW ^d |
| Specific Package Input Power at Rated Capacity and Full Load Operating Pressure | 18.9 | 17.6 | | kW/100 cfm |
| Isentropic Efficiency at Rated Capacity and Full Load Operating Pressure ^f | 73.90 | 76.90 | | Percent of ideal compression |
| Total Package Input Power at Zero Flow | 11.60 | 11.30 | | Kw |



NOTES:

- Measured at the discharge terminal point of the compressor package in accordance with ISO 1217, Annex C; ACFM is actual cubic feet per minute at inlet conditions.
- The operating pressure at which the Rated Capacity and Total Package Input Power Energy Consumption at Rated Capacity and Full Load Operating Pressure were measured.
- Maximum pressure attainable at full flow, usually the unload pressure setting for load/no load control or the maximum pressure attainable before capacity control begins. May require additional power.
- Total package input power at other than reported operating points will vary with inlet control scheme.
- Isentropic Efficiency: real performance at flow and pressure per ISO 1217 compared to an ideal compression process.
- VANE GAIN: Proven efficiency and output performance gains as the blades season through normal operation.

MATTEI ROTARY VANE AIR COMPRESSOR DATA SHEET - FIXED-SPEED

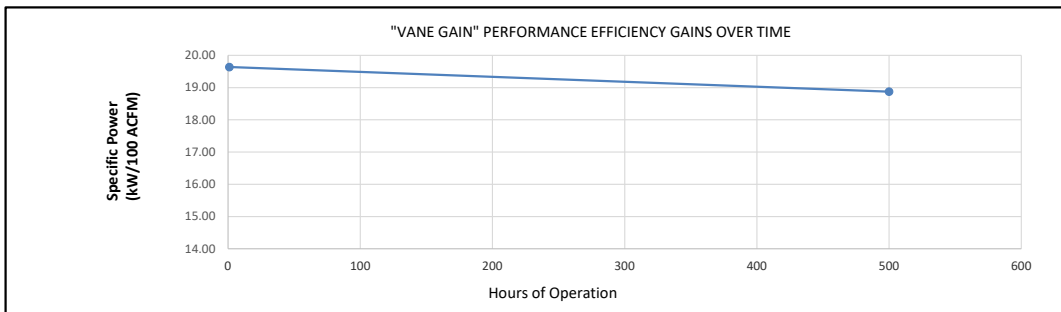
| | | | |
|-----------------------|--|---------------------------------------|---|
| Model Number: | RVX 75 LX_IE 4 | Date: | 5-May-2022 |
| Cooling Media: | Air-cooled <input checked="" type="checkbox"/> | Water-cooled <input type="checkbox"/> | Oil Injection <input checked="" type="checkbox"/> |
| Inlet Control Scheme: | Load/No Load <input checked="" type="checkbox"/> | Modulation <input type="checkbox"/> | Inverter <input checked="" type="checkbox"/> |
| Starting System: | Full Voltage <input type="checkbox"/> | Star-Delta <input type="checkbox"/> | Soft-Start <input type="checkbox"/> |

PERFORMANCE SPECIFICATIONS: SPEED, POWER, PRESSURE

| | | |
|---|-------------|-------------------|
| Compression Module Rotational Speed | 1600 | rpm |
| Nominal Drive Motor Rotational Speed | 1800 | rpm |
| Drive Motor Nominal Rating | 100 | hp |
| Drive Motor Nominal Efficiency | 96.0 | percent |
| Maximum Full Flow Operating Pressure ^c | 116 | psig ^c |
| Full Load Operating Pressure ^b | 123 | psig ^b |
| Fan Motor Nominal Rating (if applicable) | 5.0 | hp |
| Fan Motor Nominal Efficiency | n/a | percent |

"VANE GAIN" PERFORMANCE EFFICIENCY GAINS OVER TIME^g

| | | | | |
|---|--------------|--------------|--|------------------------------|
| Efficiency Improvement timeline | 0 | 500 | | hours |
| Rated Capacity at Full Load Operating Pressure ^a | 424.8 | 429.1 | | acfm ^a |
| Total Package Input Power at Rated Capacity and Full Load Operating Pressure ^d | 83.43 | 80.98 | | kW ^d |
| Specific Package Input Power at Rated Capacity and Full Load Operating Pressure | 19.6 | 18.9 | | kW/100 cfm |
| Isentropic Efficiency at Rated Capacity and Full Load Operating Pressure ^f | 73.90 | 76.90 | | Percent of ideal compression |
| Total Package Input Power at Zero Flow | 11.60 | 11.30 | | Kw |



NOTES:

- Measured at the discharge terminal point of the compressor package in accordance with ISO 1217, Annex C; ACFM is actual cubic feet per minute at inlet conditions.
- The operating pressure at which the Rated Capacity and Total Package Input Power Energy Consumption at Rated Capacity and Full Load Operating Pressure were measured.
- Maximum pressure attainable at full flow, usually the unload pressure setting for load/no load control or the maximum pressure attainable before capacity control begins. May require additional power.
- Total package input power at other than reported operating points will vary with inlet control scheme.
- Isentropic Efficiency: real performance at flow and pressure per ISO 1217 compared to an ideal compression process.
- VANE GAIN: Proven efficiency and output performance gains as the blades season through normal operation.